

2023 ANNUAL MEETING STATISTICS

Attendee Profile

The AAN Annual Meeting is the largest international meeting of neurologists and neuroscience professionals. The following information shows a breakdown of recent Annual Meeting participants.

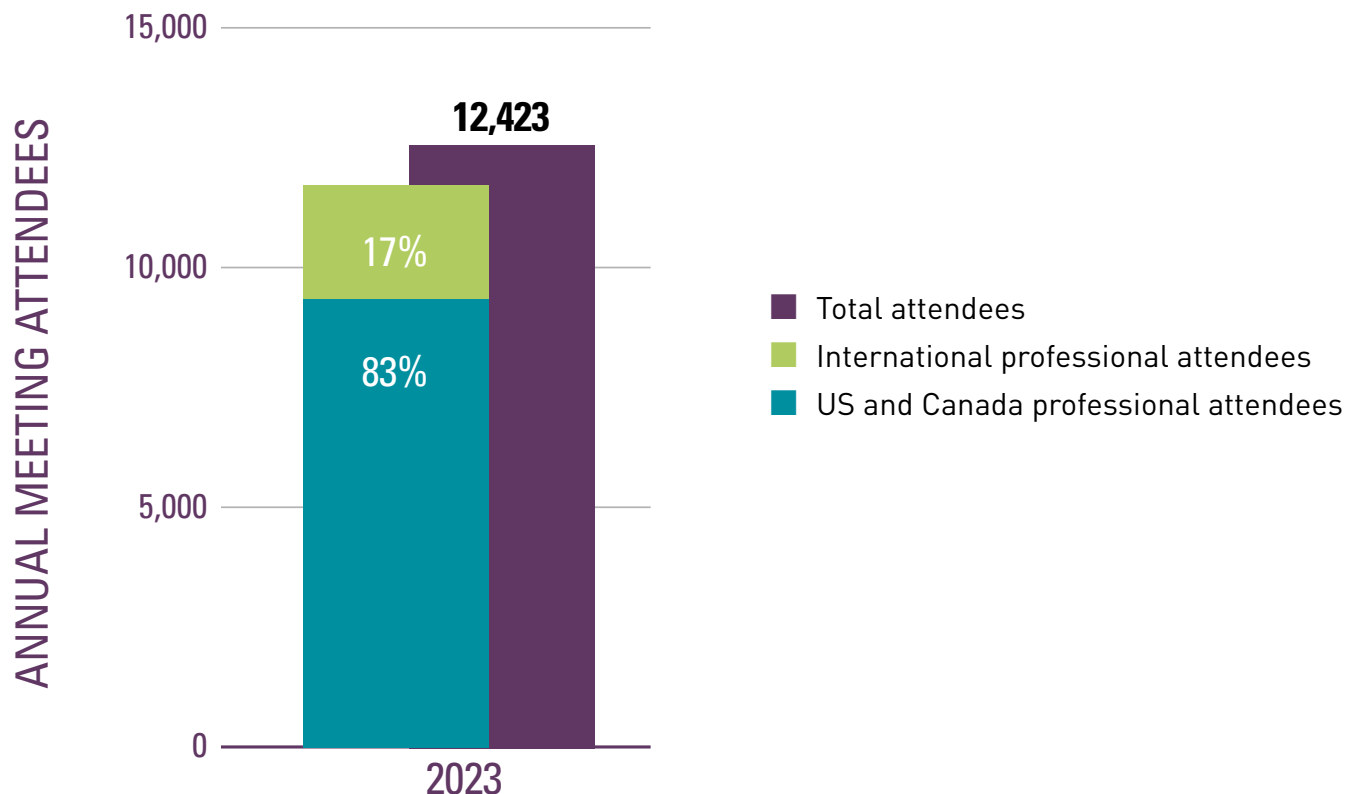
The 75th Annual Meeting saw record-breaking attendance, with 15,347 attendees participating live in Boston and online. Professional attendance is defined as those with a full registration to the meeting, which typically excludes exhibitor registrations.

2023 In-person Attendance*

Boston

- Total Attendance: 12,423
- Professional Attendance: 9,636
- US/Canada: 83%
- International: 17%

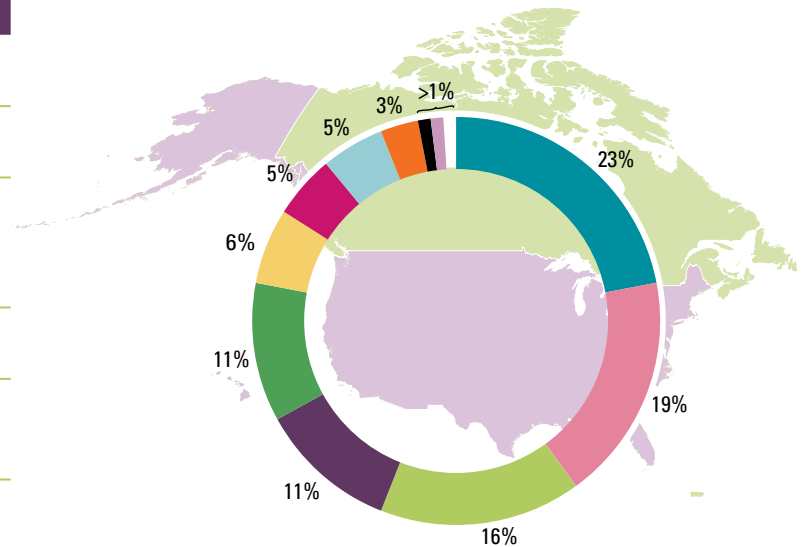
*An additional 2,924 professional attendees participated in the 2023 Annual Meeting online only.



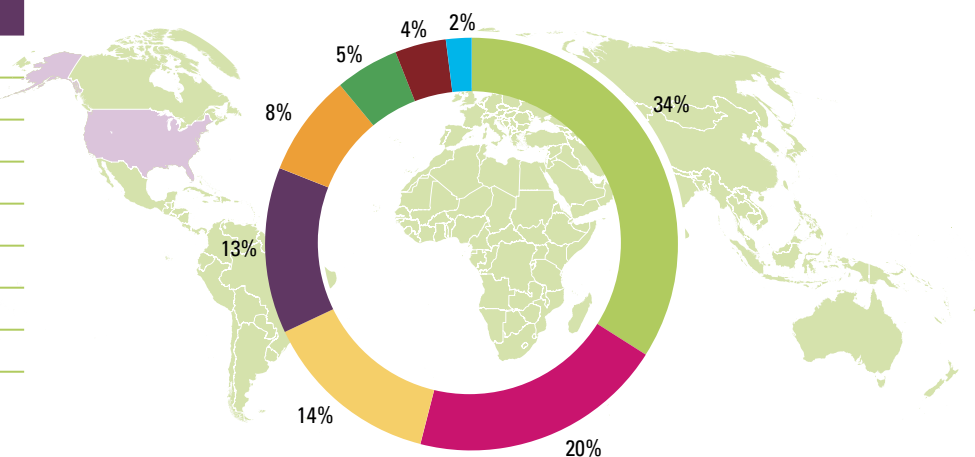
2023 Regional Profiles

Boston professional attendees

US Region	Attendees
Mid-Atlantic (Connecticut, New Jersey, New York, Pennsylvania)	1,730
Pacific (California, Oregon, Washington)	854
South Atlantic (Delaware, District of Columbia, Florida, Georgia, Maryland, North Carolina, South Carolina, Virginia, West Virginia)	1,220
NE Central (Illinois, Indiana, Michigan, Ohio, Wisconsin)	867
New England (Maine, Massachusetts, New Hampshire, Rhode Island, Vermont)	1,441
SW Central (Arkansas, Louisiana, Oklahoma, Texas)	475
NW Central (Iowa, Kansas, Minnesota, Missouri, Nebraska, North Dakota, South Dakota)	411
Mountain (Arizona, Colorado, Idaho, Montana, Nevada, New Mexico, Utah, Wyoming)	369
SE Central (Alabama, Kentucky, Mississippi, Tennessee)	219
Non-contiguous US States (Alaska, Hawaii)	19
US Territory (Puerto Rico, US Virgin Islands)	21
Unknown	29
US Total	7,655



International Region	Attendees
Europe / Scandinavia	351
Canada	142
South / Central America	62
Asia	215
Mexico	16
Middle East	134
Pacific Rim	86
Africa	40
International Total	1,046



Following is a breakdown of 2023 Annual Meeting participants in Boston by stated subspecialty and practice setting.

Subspecialty*

Primary Subspecialty	Count	Percentage
Autonomic Disorders	37	>1%
Behavioral Neurology and Neuropsychiatry	284	4%
Clinical Neurophysiology	278	4%
Endovascular and Interventional Neurology	22	>1%
Epilepsy	653	9%
General Neurology	1,941	25%
Geriatric Neurology	58	1%
Headache Medicine	274	4%
Infectious Diseases and Neurovirology	48	1%
Movement Disorders	784	10%
Neural Repair and Rehabilitation	28	>1%
Neurocritical Care	187	2%
Neuroepidemiology	17	>1%
Neurogenetics	60	1%
Neurohospitalist	150	2%
Neuroimaging	38	2%
Neuroimmunology and Multiple Sclerosis	846	11%
Neuromuscular Medicine	630	8%
Neuromuscular Pathology	10	>1%
Neuro-oncology	115	2%
Neuro-ophthalmology	67	>1%
Neuro-otology	19	3%
Other	234	>1%
Pain Medicine	36	>1%
Palliative Neurology	17	>1%
Sleep Medicine	146	2%
Sports Neurology	29	>1%
Traumatic Brain Injury	25	>1%
Vascular Neurology and Stroke	592	7%

Practice Arrangement*

Practice Arrangement	Count	Percentage
Academic Based	3,622	44%
Government Based	263	3%
Hospital Based	1,723	21%
Industry	546	7%
Multispecialty Group	459	6%
Neurology Group	927	11%
Other	265	3%
Solo Practice	435	5%

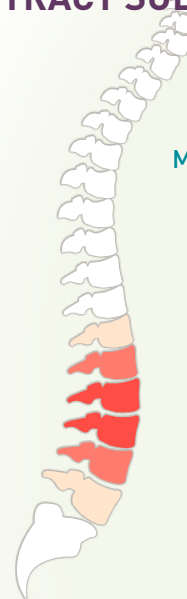
*Data was taken from attendees' member profiles.

Meeting Abstracts by Topic

A vital part of the AAN Annual Meeting is the Science Program, which features the latest in cutting-edge research and scientific developments in neurology. Thousands of abstracts are presented each year in all subspecialties. Presentation formats include plenary sessions, platform presentation, and poster sessions with time to ask questions of the author.

Topic	Submitted Regular Program	Submitted Emerging Science Program
Aging and Dementia	190	15
Autoimmune Neurology	277	7
Autonomic Disorders	22	1
Behavioral and Cognitive Neurology	80	3
Cerebrovascular Disease and Interventional Neurology	361	10
Child Neurology and Developmental Neurology	148	11
Education, Research, and Methodology	116	2
Epilepsy/Clinical Neurophysiology (EEG)	217	20
General Neurology	141	7
Global Health	23	3
Headache	161	10
Health Care Disparities	37	2
History of Neurology	17	0
Infectious Disease	132	4
Movement Disorders	322	20
MS and Inflammatory Diseases	348	26
Neuro Trauma and Sports Neurology	34	8
Neuro-oncology	79	5
Neuro-ophthalmology/Neuro-otology	45	0
Neurocritical Care	88	4
Neuroepidemiology	38	6
Neuromuscular and Clinical Neurophysiology (EMG)	262	15
Neurorehabilitation	24	2
Pain	16	1
Palliative Care	7	0
Practice, Policy, and Ethics	37	0
Sleep	40	5
Total	3,262	187

3,400 +
ABSTRACT SUBMISSIONS, INCLUDING:



370+

MULTIPLE SCLEROSIS
ABSTRACTS

370+

CEREBROVASCULAR
DISEASE AND
INTERVENTIONAL
NEUROLOGY
ABSTRACTS



340+

MOVEMENT
DISORDERS
ABSTRACTS



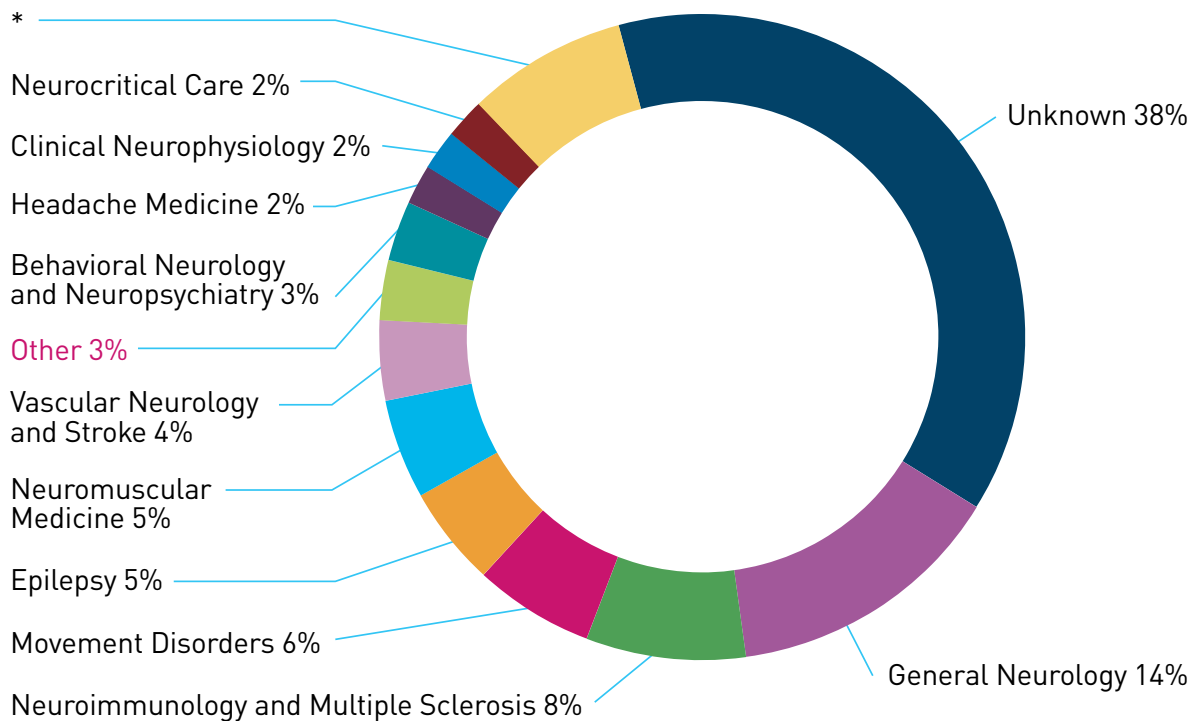
170+
HEADACHE
ABSTRACTS



AAN Member Subspecialties

The AAN represents over 40,000 neurologists and neuroscience professionals consisting of 30,500 US members and 9,500 international members.

Of neurologist members, 14% self-identify as general neurologists. Of the remaining neurologist members, their identified subspecialties are as follows:



*The following subspecialties are each one percent or less: Autonomic Disorders, Endovascular and Interventional Neurology, Geriatric Neurology, Infectious Diseases and Neurovirology, Neural Repair and Rehabilitation, Neuro-oncology, Neuro-ophthalmology, Neuro-otology, Neuroepidemiology, Neurogenetics, Neurohospitalist, Neuroimaging, Neuromuscular Pathology, Pain Medicine, Palliative Neurology, Sleep Medicine, Sports Neurology, Traumatic Brain Injury